



Consolidated Financial Statements

Town of Yarmouth

March 31, 2022

Contents

	Page
Independent Auditor's Report	1-2
Management's Responsibility for Financial Reporting	3
Consolidated Statement of Operations	4
Consolidated Statement of Financial Position	5
Consolidated Statement of Changes in Net Financial Assets	6
Consolidated Statement of Cash Flow	7
Notes to the Consolidated Financial Statements	8-24
Water Utility	
Non-Consolidated Operating Fund Statement of Operations	25
Non-Consolidated Operating Fund Balance Sheet	26
Non-Consolidated Capital Fund Balance Sheet	27
Non-Consolidated Tangible Capital Assets	28
Non-Consolidated Statement of Investment in Capital Assets	28
Non-Consolidated Schedules to Operating Fund Statement of Operations	29-30

Independent Auditor's Report

Grant Thornton LLP
328 Main Street, PO Box 297
Yarmouth, NS
B5A 4B2

T +1 902 742 7842
F +1 902 742 0224
www.GrantThornton.ca

**To the Mayor and Council of
Town of Yarmouth**

Opinion

We have audited the consolidated financial statements of Town of Yarmouth (the "Town"), which comprise the consolidated statement of financial position as at March 31, 2022, and the consolidated statements of operations, changes in net financial assets and cash flow for the year then ended, and notes to the consolidated financial statements, including a summary of significant accounting policies.

In our opinion, the accompanying consolidated financial statements present fairly, in all material respects, the financial position of Town of Yarmouth as at March 31, 2022, and the results of its operations and its cash flows for the year then ended in accordance with Canadian Public Sector Accounting Standards.

Basis for Opinion

We conducted our audit in accordance with Canadian generally accepted auditing standards. Our responsibilities under those standards are further described in the *Auditor's responsibilities for the audit of the consolidated financial statements* section of our report. We are independent of the Town in accordance with the ethical requirements that are relevant to our audit of the consolidated financial statements in Canada, and we have fulfilled our other ethical responsibilities in accordance with these requirements. We believe that the audit evidence we have obtained is sufficient and appropriate to provide a basis for our opinion.

Other matter

Our audit was conducted for the purposes of forming an opinion on the consolidated financial statements taken as a whole. The Water Utility statements and schedules on pages 25 to 30 are presented for purposes of additional information and are not a required part of the financial statements. Such information has been subjected to the auditing procedures applied, only to the extent necessary to express an opinion, in the audit of the consolidated financial statements taken as a whole.

Responsibilities of Management and Those Charged with Governance for the Consolidated Financial Statements

Management is responsible for the preparation and fair presentation of these consolidated financial statements in accordance with Canadian Public Sector Accounting Standards, and for such internal control as management determines is necessary to enable the preparation of consolidated financial statements that are free from material misstatement, whether due to fraud or error.

In preparing the consolidated financial statements, management is responsible for assessing the Town's ability to continue as a going concern, disclosing, as applicable, matters related to a going concern and using the going concern basis of accounting unless management and those charged with governance either intends to liquidate the Town or to cease operations, or has no realistic alternative to do so.

Those charged with governance are responsible for overseeing the Town's financial reporting process.

Auditor's Responsibilities for the Audit of the Consolidated Financial Statements

Our objectives are to obtain reasonable assurance about whether the consolidated financial statements as a whole are free from material misstatement, whether due to fraud or error, and to issue an auditor's report that includes our opinion. Reasonable assurance is a high level of assurance, but is not a guarantee that an audit conducted in accordance with Canadian generally accepted auditing standards will always detect a material misstatement when it exists. Misstatements can arise from fraud or error and are considered material if, individually or in the aggregate, they could reasonably be expected to influence the economic decisions of users taken on the basis of these consolidated financial statements.

As part of an audit in accordance with Canadian generally accepted auditing standards, we exercise professional judgment and maintain professional skepticism throughout the audit.

We also:

- Identify and assess the risks of material misstatement of the consolidated financial statements, whether due to fraud or error, design and perform audit procedures responsive to those risks, and obtain audit evidence that is sufficient and appropriate to provide a basis for our opinion. The risk of not detecting a material misstatement resulting from fraud is higher than for one resulting from error, as fraud may involve collusion, forgery, intentional omissions, misrepresentations, or the override of internal control.
- Obtain an understanding of internal control relevant to the audit in order to design audit procedures that are appropriate in the circumstances, but not for the purpose of expressing an opinion on the effectiveness of the Town's internal control.
- Evaluate the appropriateness of accounting policies used and the reasonableness of accounting estimates and related disclosures made by management.
- Conclude on the appropriateness of management's use of the going concern basis of accounting and, based on the audit evidence obtained, whether a material uncertainty exists related to events or conditions that may cast significant doubt on the Town's ability to continue as a going concern. If we conclude that a material uncertainty exists, we are required to draw attention in our auditor's report to the related disclosures in the consolidated financial statements or, if such disclosures are inadequate, to modify our opinion. Our conclusions are based on the audit evidence obtained up to the date of our auditor's report. However, future events or conditions may cause the Town to cease to continue as a going concern.
- Evaluate the overall presentation, structure and content of the consolidated financial statements, including the disclosures, and whether the consolidated financial statements represent the underlying transactions and events in a manner that achieves fair presentation.
- Obtain sufficient appropriate audit evidence regarding the financial information of the entities or business activities within the Town and the organizations it controls to express an opinion on the consolidated financial statements. We are responsible for the direction, supervision and performance of the group audit. We remain solely responsible for our audit opinion.

We communicate with those charged with governance regarding, among other matters, the planned scope and timing of the audit and significant audit findings, including any significant deficiencies in internal control that we identify during our audit.



Yarmouth, Canada
October 27, 2022

Chartered Professional Accountants

Town of Yarmouth

Management's Responsibility for Financial Reporting

March 31, 2022

The consolidated financial statements have been prepared by management in accordance with Canadian public sector accounting standards, and the integrity and objectivity of these statements are management's responsibility. Management is also responsible for all of the notes to the consolidated financial statements and schedules, and for ensuring that this information is consistent, where appropriate, with the information contained in the consolidated financial statements. A summary of the significant accounting policies are described in Note 1 to the consolidated financial statements. The preparation of financial statements necessarily involves the use of estimates based on management's judgment, particularly when transactions affecting the current accounting period cannot be finalized with certainty until future periods.

Management is also responsible for implementing and maintaining a system of internal controls to provide reasonable assurance that reliable financial information is produced. The internal controls are designed to provide reasonable assurance that assets are safeguarded, transactions are properly authorized and recorded in compliance with legislative and regulatory requirements, and reliable financial information is available on a timely basis for preparation of the consolidated financial statements.

The Council is responsible for ensuring that management fulfills its responsibilities for financial reporting and internal control, and exercises these responsibilities through the Council. The Council reviews internal financial statements on a monthly basis and external audited consolidated financial statements yearly. The Council also discusses any significant financial reporting or internal control matters prior to their approval of the consolidated financial statements.

The external auditors, Grant Thornton LLP, conduct an independent examination, in accordance with Canadian auditing standards, and express their opinion on the consolidated financial statements. The external auditors have full and free access to financial management of the Town of Yarmouth and meet when required. The accompanying Independent Auditors' Report outlines their responsibilities, the scope of their examination and their opinion on the consolidated financial statements.

On behalf of Town of Yarmouth:

Mayor



Chief Administrative Officer



Town of Yarmouth

Consolidated Statement of Operations

Year Ended March 31

2022

2021

	<u>Budget</u> (Note 14)	<u>Actual</u>	<u>Actual</u>
Revenues			
Taxes	\$ 10,933,150	\$ 11,103,120	\$ 10,884,142
Grants in lieu of taxes	1,041,000	977,269	1,034,815
Services provided to other governments	750,000	870,158	845,235
Sales of services	260,869	257,219	172,913
Other revenue from own sources	2,327,088	2,101,610	1,888,968
Unconditional transfers from other governments	986,268	1,717,264	1,021,773
Conditional transfers from other governments	3,397,634	3,408,581	7,703,781
Domestic, commercial and industrial water	1,982,790	1,924,373	1,989,193
Public fire protection	92,804	100,611	95,162
Interest	56,945	57,956	76,140
Other	134,125	70,087	39,027
Rental and events	374,897	410,663	355,266
Food and beverage sales	<u>35,000</u>	<u>34,831</u>	<u>4,494</u>
	<u>22,372,570</u>	<u>23,033,742</u>	<u>26,110,909</u>
Expenses			
General government services	1,638,143	1,985,665	1,672,119
Protective services	4,705,775	5,054,333	4,457,078
Transportation services	4,008,103	4,066,428	3,533,939
Environmental health services	3,181,793	3,298,557	3,193,146
Environmental development services	1,631,049	1,553,238	1,515,080
Recreational and cultural services	2,598,069	2,568,126	2,127,927
Water and sanitation	<u>2,418,112</u>	<u>2,382,832</u>	<u>2,333,220</u>
	<u>20,181,044</u>	<u>20,909,179</u>	<u>18,832,509</u>
Annual surplus before the undernoted	2,191,526	2,124,563	7,278,400
Gain (loss) on disposal of tangible capital assets	5,000	19,727	2,372
Other pension (expense) recovery	<u>-</u>	<u>-</u>	<u>(1,859,670)</u>
Annual surplus	<u>\$ 2,196,526</u>	<u>\$ 2,144,290</u>	<u>\$ 5,421,102</u>
<hr/>			
Accumulated surplus, beginning of year		\$ 79,930,071	\$ 74,508,969
Annual surplus		<u>2,144,290</u>	<u>5,421,102</u>
Accumulated surplus, end of year		<u>\$ 82,074,361</u>	<u>\$ 79,930,071</u>

See accompanying notes to the consolidated financial statements.

Town of Yarmouth
Consolidated Statement of Changes in Net Financial
Assets

March 31	2022		2021
	<u>Budget</u>	<u>Actual</u>	<u>Actual</u>
Annual surplus	\$ 2,196,526	\$ 2,144,290	\$ 5,421,102
Acquisition of tangible capital assets	(10,241,827)	(7,681,504)	(11,982,445)
Amortization of tangible capital assets	3,604,155	3,611,994	3,374,461
Proceeds on disposal of tangible capital assets	-	159,173	33,940
(Gain) loss on disposal of tangible capital assets	<u>(5,000)</u>	<u>(19,727)</u>	<u>(2,372)</u>
	(4,446,145)	(1,785,774)	(3,155,314)
Change in inventories/prepaid expenses	<u>-</u>	<u>(43,325)</u>	<u>(300,253)</u>
Increase (decrease) in Net Financial Assets	\$ (4,446,145)	(1,829,099)	(3,455,567)
Net Financial Assets, beginning of year		<u>4,318,662</u>	<u>7,774,229</u>
Net Financial Assets, end of year		\$ 2,489,563	\$ 4,318,662

See accompanying notes to the consolidated financial statements.

Town of Yarmouth

Consolidated Statement of Cash Flow

Year Ended March 31

2022

2021

Decrease in cash and cash equivalents

Operating activities

Annual surplus	\$ 2,144,290	\$ 5,421,102
Amortization	3,611,994	3,374,461
Gain on disposal of tangible capital assets	(19,727)	(2,372)

Changes in non-cash items

Taxes receivable	30,402	28,567
Sewer and water receivable	44,947	278
Due from Federal Government and agencies	202,550	(202,550)
Due from Provincial Government and agencies	237,864	(208,193)
Other receivables	(78,733)	(306,223)
Pension benefit asset/liability	(800,000)	1,845,415
Prepaid expenses and inventories	(43,325)	(300,253)
Tangible capital assets held for resale	50,000	-
Due to Federal Government and agencies	114,377	(16,717)
Due to Provincial Government and agencies	230,492	-
Payables and accruals	356,718	420,625
Other post-employment benefits	(71,857)	67,025
Deferred revenue	518,466	(1,260,506)
	<u>6,528,457</u>	<u>8,860,659</u>

Capital activities

Proceeds on disposal of tangible capital assets	159,173	33,940
Acquisition of tangible capital assets	<u>(7,681,504)</u>	<u>(11,982,445)</u>
	<u>(7,522,331)</u>	<u>(11,948,505)</u>

Financing activities

Repayment of long-term debt	<u>(300,000)</u>	<u>(300,000)</u>
-----------------------------	------------------	------------------

Investing activities

Increase in portfolio investment	<u>(57,366)</u>	<u>(53,009)</u>
----------------------------------	-----------------	-----------------

Decrease in cash and cash equivalents	(1,351,240)	(3,440,855)
---------------------------------------	-------------	-------------

Cash and cash equivalents

Beginning of year	<u>6,148,871</u>	<u>9,589,726</u>
End of year	<u>\$ 4,797,633</u>	<u>\$ 6,148,871</u>

See accompanying notes to the consolidated financial statements.

Town of Yarmouth

Notes to the Consolidated Financial Statements

March 31, 2022

1. Summary of significant accounting policies

The consolidated financial statements of the Town of Yarmouth (the "Town") are the representations of management prepared in accordance with Canadian generally accepted accounting principles for local governments, as recommended by the Public Sector Accounting Board ("PSAB") of Chartered Professional Accounts Canada.

The focus of PSAB financial statements is on the financial position of the Town and the changes thereto. The consolidated statement of financial position includes all of the assets and liabilities of the Town.

Significant aspects of the accounting policies adopted by the Town are as follows:

Reporting entity

The consolidated financial statements reflect the assets, liabilities, revenues, expenditures and changes in fund balances and in financial position of the reporting entity. The reporting entity is comprised of all organizations and enterprises accountable for the administration of their affairs and resources to the Town and which are controlled by the Town.

The Town has consolidated the following proportionately controlled entities:

- Mariners Centre Management Authority
- Yarmouth & Acadian Shores Tourism Association
- Yarmouth Area Industrial Commission
- Yarmouth County Solid Waste Management Authority
- Yarmouth International Airport Corporation
- Yarmouth Waterfront Development Corporation Limited

Interdepartmental and organizational transactions and balances are eliminated upon consolidation.

Budget

The budget figures contained in these financial statements were approved by Council on May 13, 2021, in its original fiscal plan; they also include budgets prepared and approved by controlled entities and are adjusted for amortization in accordance with Public Sector requirements. Note 14 outlines the original fiscal plan and the adjustments made to come to the budget figures shown in these financial statements.

Revenue recognition

(a) Taxes are recognized as assets and revenue when they meet the definition of an asset, are authorized and a taxable event occurs, which for property taxes is the period for which the tax is levied.

At each financial statement date, management evaluates the extent to which its tax receivables are ultimately collectible and valuation allowances are used to reflect tax receivables at their net recoverable amount.

At each financial statement date, management evaluates the likelihood of having to repay taxes collected under tax measures that have been deemed authorized using the concept of legislative convention and recognizes a liability when required. Related refunds are accounted for in the period in which the change in estimate occurs.

Town of Yarmouth

Notes to the Consolidated Financial Statements

March 31, 2022

1. Summary of significant accounting policies (continued)

Revenue recognition (continued)

(b) Government transfers are transfers of monetary assets or tangible capital assets from a government to an individual, an organization or another government that are not the result of an exchange transaction, expected to be repaid in the future or expected to produce a direct financial return. Government transfers received are recognized in the financial statements as revenue when the transfers are authorized and all eligibility criteria have been met except when there is a stipulation that gives rise to an obligation that meets the definition of a liability. In that case, the transfer is recorded as a liability and recognized as revenue as the stipulations are met.

(c) Other revenue is recorded when it is earned.

Expenses

(a) Expenses are recognized as they are incurred and measurable as a result of receipt of goods or services and the creation of a legal obligation.

(b) Government transfers made to a recipient by the Town are recorded as an expense when they are authorized and the recipient meets all eligibility criteria.

Cash and cash equivalents

Cash and cash equivalents include cash on hand, balances with banks and short-term highly liquid investments with original maturities of three months or less. Bank borrowings are considered to be financing activities. Cash proceeds from tax sales in excess of the arrears taxes receivable are deposited in a separate bank account and are restricted for a period of twenty years at which time the cash can be taken into operations. The balance of the tax sale surplus account at year end is \$39,340 (2021 - \$39,058).

Inventories

Inventories are valued at the lower of cost and net realizable value. The cost of inventories includes the cost of purchase and other costs incurred in bringing the inventories to their present location and condition. Costs such as storage costs, administrative overheads that do not contribute to bringing the inventories to their present location and condition, and selling costs are specifically excluded from the cost of inventories and are expensed in the period incurred.

Short term debt

The Town of Yarmouth has an operating line of credit with the Bank of Montreal to a maximum of \$2,500,000. The line was not drawn on at March 31, 2022 (2021 - nil) with an interest rate of prime minus 0.5%.

Tangible capital assets

Tangible capital assets are initially recorded at cost which includes all amounts that are directly attributable to acquisition, construction, development or betterment of the asset. Assets under construction are not amortized until the asset is available for productive use, at which time they are transferred to their respective tangible capital asset categories. Funding related to the purchase of capital assets is recorded as revenue when received. Donated assets are recorded at their estimated fair value at time of acquisition. The Town does not capitalize interest as part of the costs of its capital assets.

Town of Yarmouth

Notes to the Consolidated Financial Statements

March 31, 2022

1. Summary of significant accounting policies (continued)

Tangible capital assets (continued)

Amortization for tangible capital assets is presented in the financial statements and is calculated on a straight-line basis over an asset's estimated useful life less any residual value as follows:

Land improvements	25 years
Buildings	25-40 years
Plants	20-25 years
Landfill	5, 7, 20 & 25 years
Machinery and equipment	10-15 years
Vehicles	5-10 years
Streets, roads and curbs	25 years
Traffic and street lights	25 years
Sidewalks	25 years
Sewer lines	50 years
Dams	25 years
Wharves	25 years

School assets

On January 1, 1982 the Town of Yarmouth in agreement with the Municipality of the District of Yarmouth joined the Yarmouth District School Board. During the 1996 - 1997 year, these schools came under the operational control of the Southwest Regional School Board.

Under agreements, all school buildings on hand at December 31, 1981 will remain assets of the Town but are under the operational control of the school board until such time as the board no longer requires the asset for school purposes. At that time, control will revert back to the Town.

School buildings have not been recorded as tangible capital assets, as they are not currently under the control of the Town.

Employee future benefits

Employees of the Town participate in the Nova Scotia Public Service Superannuation Plan ("NSPSSP"), a contributory pension plan administered by Pension Services Superannuation Trustee Incorporated, which provides benefits based on length of service and earnings. The Town is not obligated for any unfunded liability, nor is the Town entitled to any surplus that may arise from the NSPSSP.

Employer contributions are recognized as an expense in the period. The NSPSSP is considered a multi-employer defined benefit plan for accounting purposes and as such is accounted for as a defined contribution pension plan by the Town.

Use of estimates

The preparation of the consolidated financial statements in conformity with Canadian Public Sector Accounting Standards requires management to make estimates that effect the amounts recorded in the financial statements. Management reviews the carrying amounts of items in the financial statements at each fiscal year end date to assess the need for revisions. Items in preparation of these consolidated financial statements require management's best estimate based on assumptions that reflect the most probable set of economic conditions and planned courses of action. These estimates are reviewed, and adjustments are made to annual surplus as appropriate in the year they become known.

Town of Yarmouth

Notes to the Consolidated Financial Statements

March 31, 2022

1. Summary of significant accounting policies (continued)

Significant items subject to management estimates include:

<u>Financial statement element</u>	<u>Management estimate</u>
Taxes receivable	Allowance for doubtful accounts
Other receivables	Allowance for doubtful accounts
Other post employment benefits	Accrued liability
Tangible capital assets	Useful lives

Concentrations of credit risk

Concentrations of credit risk exist if a number of customers are engaged in similar economic activities or are located in the same geographic region, and indicate the relative sensitivity of the Town's performance to developments affecting a particular segment of borrowers or geographic region. Geographic credit risk exists for the Town due to most of its service being provided in the Town of Yarmouth. The exposure to credit risk associated with the non-performance of these customers can be directly impacted by a decline in economic conditions which would impair the customers' ability to satisfy their obligations to the Town. In order to reduce this economic risk, the Town has comprehensive credit procedures in place whereby analyses are performed to control the collection of amounts due to it.

Liability for contaminated sites

Contaminated sites are a result of contamination being introduced into air, soil, water or sediment of a chemical, organic or radioactive material or live organism that exceeds an environmental standard. The liability is recorded net of any expected recoveries. A liability for remediation of contaminated sites is recognized when all of the following criteria are met:

- i. an environmental standard exists;
- ii. contamination exceeds the environmental standard;
- iii. the Town is directly responsible or accepts responsibility; and
- iv. a reasonable estimate of the amount can be made.

Management has reviewed potential sites where they feel a material liability may exist and has concluded there is no known liability at this time.

New accounting standards

As of the date of authorization of these financial statements, several new, but not yet effective standards have been established by the PSAB. None of these standards have been adopted early by the Town.

Effective for the fiscal period on April 1, 2022, the Town is required to adopt the following Public Sector Accounting Standards:

Section 3280 asset retirement obligations, which establishes the recognition, measurement, and disclosure requirements for reporting liabilities associated with the retirement of capital assets.

Section 3450 financial instruments, which establishes standards for recognizing and measuring financial assets, financial liabilities, and non-financial derivatives.

Section 2601 foreign currency translation, 1201 financial statement presentation, and 3041 portfolio investments revise current standards that the Town has already adopted.

The Town is in the process of determining the impact of these standards on the financial statements.

Town of Yarmouth

Notes to the Consolidated Financial Statements

March 31, 2022

2. Contributions to Organizations

The Town of Yarmouth is required to assist in financing the operations of the various organizations, along with other Municipal Units based on assessment or population formula. In addition to any budgeted contributions, the Municipal Units share in the deficits or surpluses of these boards based on their sharing percentages. A Municipal Unit's share of the deficit is to be paid in the next fiscal year while a surplus is to be taken into the next year's estimates.

Contributions to the following organizations were made during the year:

- Regional Library
During 2022, the Town of Yarmouth paid \$44,478 (2021 - \$44,478) to the Regional Library.

- Tri-County Housing Authority
During 2022, the Town of Yarmouth paid \$230,492 (2021 - \$212,176) to the Province of Nova Scotia for transfer to the Tri-County Housing Authority to fund its share of the prior year's deficit.

- Western Regional Solid Waste Resource Management Authority (Waste Check)
During 2022, the Town of Yarmouth paid \$13,546 (2021 - \$22,241) as its share of the cost of operations of the Western Regional Solid Waste Resource Management Authority.

- Western Regional Enterprise Network
During 2022, the Town of Yarmouth paid \$39,284 (2021 - \$39,167) as its share of the cost of operations of the Western Regional Enterprise Network.

3. Taxes receivable			<u>2022</u>	<u>2021</u>
	<u>Current year</u>	<u>Prior year</u>	<u>Total</u>	<u>Total</u>
Balance, beginning of year	\$ -	\$ 518,768	\$ 518,768	\$ 547,335
Current year's levy	11,117,142	-	11,117,142	11,067,172
Interest on outstanding taxes	68,786	-	68,786	82,130
	<u>11,185,928</u>	<u>518,768</u>	<u>11,704,696</u>	<u>11,696,637</u>
Deduct				
Current year's collections	10,638,000	369,473	11,007,473	10,953,842
Reduced taxes	208,857	-	208,857	224,027
	<u>10,846,857</u>	<u>369,473</u>	<u>11,216,330</u>	<u>11,177,869</u>
Balance, before allowance	339,071	149,295	488,366	518,768
Less valuation allowance	-	-	-	-
Balance, end of year	<u>\$ 339,071</u>	<u>\$ 149,295</u>	<u>\$ 488,366</u>	<u>\$ 518,768</u>

Town of Yarmouth
Notes to the Consolidated Financial Statements
 March 31, 2022

4. Sewer and water rates receivable	<u>2022</u>	<u>2021</u>
Sewer and water rates receivable, gross	<u>\$ 1,054,982</u>	<u>\$1,089,364</u>
Valuation allowance		
Balance, beginning of year	25,410	25,585
Allowances during the year, net of write-offs	<u>10,565</u>	<u>(175)</u>
Balance, end of year	<u>35,975</u>	<u>25,410</u>
Sewer and water rates receivable, net	<u>\$ 1,019,007</u>	<u>\$1,063,954</u>

5. Other receivables	<u>2022</u>	<u>2021</u>
Trade receivables	\$ 469,727	342,803
Amounts due to controlled entities	<u>187,403</u>	<u>119,053</u>
	657,130	461,856
Harmonized sales taxes	317,186	481,162
Non-controlling interest due from subsidiaries	<u>54,170</u>	<u>6,735</u>
	<u>\$ 1,028,486</u>	<u>\$ 949,753</u>

6. Employees' retirement pension plans

Town of Yarmouth Defined Benefit Pension Plan (the "Plan")

Effective February 1, 2021 all pension assets were transferred to the Nova Scotia Public Service Superannuation Plan ("NSPSSP"), who are now the administrators of the employee pension plan.

As per the Public Sector Accounting Board Handbook, Section 3250 Retirement Benefits, the accounting valuation results for the Plan as at March 31, 2020 indicated a pension asset of \$1,045,415. When the Town joined the NSPSSP, there was a significant additional cost, as the NSPSSP benefits were enhanced compared to the Town Plan, the previous pension asset was used and a further liability of \$800,000 was recorded.

Nova Scotia Service Superannuation Plan (NSPSSP)

Although the NSPSSP is a defined benefit pension plan for the employees, the Town accounts for it as a defined contribution plan as it is a multiemployer plan and contributions are recorded as expenses as they are paid or payable.

NSPSSP plan employer contribution formula is 8.4% of earnings up to the year's maximum pensionable earnings and 10.9% of earnings in excess of the year's maximum pensionable earnings. This is matched by the employee.

Contributions to the NSPSSP are required by both the employer and its employees. Total employer contributions for the current fiscal year were \$311,622 and are recognized as an expense in the period. The contribution distribution between plan was as follows:

NSPSSP Employee contributions	\$ 311,622
NSPSSP Employer contributions	\$ 311,622

Town of Yarmouth
Notes to the Consolidated Financial Statements
 March 31, 2022

7. Payables and accruals	<u>2022</u>	<u>2021</u>
Trade payables and accruals	\$ 1,042,524	\$ 640,280
Prepayment of taxes	264,375	367,067
Amounts due to suppliers from the controlled entities	<u>251,689</u>	<u>194,522</u>
	<u>\$ 1,558,588</u>	<u>\$ 1,201,869</u>

8. Other post employment benefits

Sick leave

The Town is liable for accumulated sick leave to a maximum of 200 unused days for each employee. At March 31, 2022, the maximum amount that would have to be paid to all employees amounted to \$864,742 (2021 - \$914,927). Upon retirement a non-union employee who has not abused their sick leave is eligible for a sick leave retirement package. After 10 years of employment, the employee can receive a portion of their accumulated sick leave. The total liability recorded in these financials pertaining to this contingency as at March 31, 2022 was \$432,371 (2021 - \$457,463). This figure is based upon historical information and the likeliness of the sick leave to be used and awarded to the employee.

Service award retirement package

After 10 years of service at the Town, an employee becomes eligible to receive a service award package at retirement. The amount of the package is one month's salary earned in the final year of service for every ten years employed at the Town. The total amount of this liability as at March 31, 2022 of \$359,230 (2021 - \$405,995) has been recorded as a liability in these financial statements. This figure was determined based upon the likelihood of the employee retiring and the funds being paid out by the Town.

The Town is also responsible for 50% of the service award retirement package for eligible employees at the Mariners Centre Management Authority. After 10 years of service, employees qualify for a retirement service package. The amount of the package is based upon 1 months' salary at the salary rate upon the date of retirement. Eligible employees also receive 3 days of salary for each year they work beyond their required 10 years of service. Additionally, employees accumulate sick day leave at the rate of 1.66 days per month to a maximum of 150 sick days. At retirement, employees are able to receive a cash equivalent of 50% of accumulated sick time at retirement. The total amount of this liability as at March 31, 2022 of \$57,586 (2021 - \$54,953), 50% of which has been recorded as a liability in these consolidated financial statements.

Town of Yarmouth
Notes to the Consolidated Financial Statements
 March 31, 2022

9. Deferred revenue	<u>2022</u>	<u>2021</u>
Operating revenue	\$ 166,737	\$ 75,459
Capital and other revenue	1,178,521	370,372
Canada Community-Building Fund revenue	<u>-</u>	<u>380,961</u>
	<u>\$1,345,258</u>	<u>\$ 826,792</u>

Deferred revenue reported on the consolidated statement of financial position is made up of the following:

	<u>2022</u>	<u>2021</u>
Balance, beginning of year	<u>\$ 826,792</u>	<u>\$2,087,298</u>
Contributions from:		
Canada Community-Building Fund	1,125,475	555,272
Local municipal governments and other	144,070	245,851
Safe restart funding	-	400,803
Donations	972,779	-
Interest earned	<u>2,520</u>	<u>10,307</u>
	<u>2,244,844</u>	<u>1,212,233</u>
Utilized for:		
Tangible capital asset acquisitions	1,508,956	2,046,983
Safe restart expenses	200,000	200,803
Operations	<u>17,422</u>	<u>224,953</u>
	<u>1,726,378</u>	<u>2,472,739</u>
Balance, end of year	<u>\$1,345,258</u>	<u>\$ 826,792</u>

As of April 1, 2021, the Town had \$380,961 in deferred Canada Community-Building Fund (CCBF) revenue. During the fiscal year, the Town received \$1,125,475 in CCBF funding, earned \$2,520 in interest due to unspent funds held in a bank account and recognized \$1,508,956 as revenue due to spending some of the funding on eligible projects. As of March 31, 2022, the Town has \$Nil in deferred CCBF revenue.

Deferred operating revenue represents federal, provincial and municipal funding that has been provided to assist the Mariners Centre Management Authority, Yarmouth International Airport Corporation, Yarmouth Area Industrial Commission and Yarmouth & Acadian Shores Tourism Association. These amounts will be transferred to operations of these organizations as the related projects are completed.

Town of Yarmouth
Notes to the Consolidated Financial Statements
 March 31, 2022

10. Long-term debt

	March 31, 2021	Repaid	March 31, 2022	Interest	Interest rate
General					
Nova Scotia Municipal Finance Corporation					
Southeast Street, due 2024	\$ 499,996	\$ 166,667	\$ 333,329	\$ 19,139	5.004% - 5.088%
Brooklyn Street, due 2023	266,671	133,333	133,338	7,441	4.760% - 4.770%
Total	<u>\$ 766,667</u>	<u>\$ 300,000</u>	<u>\$ 466,667</u>	<u>\$ 26,580</u>	

Principal repayments required in the next two years are as follows:

2023	\$300,000
2024	\$166,667

Town of Yarmouth Notes to the Consolidated Financial Statements

March 31, 2022

11. Tangible capital assets.

	<u>Land</u>	<u>Land improvements</u>	<u>Municipal buildings</u>	<u>Other buildings</u>	<u>Machinery and equipment</u>	<u>Landfill</u>	<u>Vehicles</u>	<u>Streets and roads</u>
Cost								
Balance, beginning of year	\$ 5,212,224	\$ 4,368,838	\$ 20,346,636	\$ 15,803,163	\$ 9,155,394	\$ 2,851,226	\$ 1,043,244	\$ 13,899,992
Add								
Additions during the year	517,432	839,809	2,120,612	23,812	953,507	16,982	91,494	134,965
Reclassification	-	229,703	6,518,280	-	-	-	6,722	-
Less								
Disposals during the year	(37,197)	-	-	-	-	-	(81,449)	-
Reclassification	-	-	-	-	(6,722)	-	-	-
Balance, end of year	<u>5,692,459</u>	<u>5,438,350</u>	<u>28,985,528</u>	<u>15,826,975</u>	<u>10,102,181</u>	<u>2,668,209</u>	<u>1,060,012</u>	<u>14,034,957</u>
Accumulated amortization								
Balance, beginning of year	-	2,090,930	7,899,273	4,613,463	5,380,072	2,026,933	830,941	5,999,158
Add								
Amortization during the year	-	174,607	758,634	285,943	552,580	88,881	103,396	523,062
Reclassification	-	-	-	-	-	-	-	-
Less								
Accumulated amortization on disposals	-	-	-	-	-	-	(81,449)	-
Reclassification	-	-	-	-	-	-	-	-
Balance, end of year	<u>-</u>	<u>2,265,537</u>	<u>8,657,908</u>	<u>4,899,407</u>	<u>5,932,653</u>	<u>2,115,813</u>	<u>852,888</u>	<u>6,522,220</u>
NET BOOK VALUE	<u>\$ 5,692,459</u>	<u>\$ 3,172,813</u>	<u>\$ 20,327,620</u>	<u>\$ 10,927,568</u>	<u>\$ 4,169,528</u>	<u>\$ 552,396</u>	<u>\$ 207,124</u>	<u>\$ 7,512,737</u>
NET BOOK VALUE, MARCH 31, 2021	<u>\$ 5,212,224</u>	<u>\$ 2,277,908</u>	<u>\$ 12,447,363</u>	<u>\$ 11,189,700</u>	<u>\$ 3,775,322</u>	<u>\$ 624,293</u>	<u>\$ 212,304</u>	<u>\$ 7,900,833</u>

Town of Yarmouth Notes to the Consolidated Financial Statements

March 31, 2022

11. Tangible capital assets (continued)

Cost	Street lights	Sidewalks	Sewer lines	Dam	Wharf	Work in progress	2022 Total	2021 Total
Balance, beginning of year	\$ 1,127,257	\$ 5,516,732	\$ 31,738,732	\$ 1,017,089	\$ 6,248,051	\$ 6,806,718	\$ 124,935,296	\$ 113,076,778
Additions during the year	-	123,435	2,788,622	-	-	70,833	7,581,504	11,982,445
Reclassification	-	-	49,544	-	-	-	6,804,249	-
Less:								
Disposals during the year	-	-	-	-	-	(102,253)	(220,899)	(123,927)
Reclassification	-	(219,485)	-	-	-	(6,578,042)	(6,804,249)	-
Balance, end of year	<u>1,127,257</u>	<u>5,420,682</u>	<u>34,576,989</u>	<u>1,017,089</u>	<u>6,248,051</u>	<u>197,256</u>	<u>132,395,900</u>	<u>124,935,296</u>
Accumulated amortization								
Balance, beginning of year	443,463	3,182,223	12,094,402	386,214	4,920,657	-	49,867,729	46,585,627
Add:								
Amortization during the year	44,431	204,022	617,630	40,682	218,127	-	3,611,994	3,374,461
Reclassification	-	-	-	-	-	-	-	-
Less:								
Accumulated amortization on disposals	-	-	-	-	-	-	(81,449)	(92,359)
Reclassification	-	-	-	-	-	-	-	-
Balance, end of year	<u>487,894</u>	<u>3,386,245</u>	<u>12,712,032</u>	<u>426,896</u>	<u>5,138,785</u>	<u>-</u>	<u>53,398,274</u>	<u>49,867,729</u>
NET BOOK VALUE	<u>\$ 639,363</u>	<u>\$ 2,034,437</u>	<u>\$ 21,864,866</u>	<u>\$ 590,193</u>	<u>\$ 1,109,263</u>	<u>\$ 197,256</u>	<u>\$ 78,997,626</u>	<u>\$ 75,067,567</u>
NET BOOK VALUE, MARCH 31, 2021	<u>\$ 683,794</u>	<u>\$ 2,334,509</u>	<u>\$ 19,644,330</u>	<u>\$ 630,875</u>	<u>\$ 1,327,394</u>	<u>\$ 197,256</u>	<u>\$ 75,067,567</u>	

In 1997, the former Yarmouth Airport Commission entered into an agreement with Transport Canada to transfer the airport assets and operations to the Yarmouth International Airport Corporation, which is proportionately owned by the Town. These assets have been recorded in these consolidated financial statements at \$1 as no fair value was available.

Town of Yarmouth

Notes to the Consolidated Financial Statements

March 31, 2022

12. Commitments and contractual obligations

Waste collection contract

The Town has entered into a contract with Wasteco Ltd. for the handling and disposal of waste. The duration of the contract was for five years effective February 1, 2020 and the estimated annual payments for the remaining three years of the contract are as follows (excluding HST):

2023	\$348,521
2024	\$357,235
2025	\$366,166

Capital projects and expenditures

The Town has not started but has committed to the following capital expenditures as at March 31, 2022:

New sidewalks/trails	\$ 570,745
----------------------	------------

Amounts listed above are the approximated total cost of each capital expenditure.

13. Contingencies

Health Clinics

The Town has agreed to fund 33.33% of any deficit arising from the AM Clarke Health Center and the Harbour South Medical Clinic until they are operationally viable. For 2022 the Town has funded \$26,184 (2021 - \$22,461) for the AM Clarke Health Center and \$29,177 (2021 - \$28,222) for the Harbour South Medical Clinic.

Other

The Town may be periodically involved in other legal actions arising in the normal course of business. In the opinion of management, the Town has adequate defences or insurance coverage with respect to each of these actions and does not believe that they will materially affect the Town's financial position or results of future operations.

Town of Yarmouth

Notes to the Consolidated Financial Statements

March 31, 2022

14. Budget figures

Public Sector Accounting Standards require a comparison of the results for the period with those originally planned on the same basis as that used for actual results. The fiscal plan in the statement of operations and statement of changes in net assets has been adjusted to be on a consistent basis as actual results. The adjustments below include netting school board appropriations and reduced taxes against tax revenues, reclassification of revenues and expenditures amongst categories, and the elimination of revenues and expenditures between the Town and its proportionately consolidated entities. Below is a reconciliation of the figures from the approved fiscal plan to the fiscal plan per the financial statement:

	Approved Fiscal Plan	Adjustments	Fiscal Plan Per Financial Statements
Revenues			
Taxes	\$ 12,975,370	\$(2,042,220)	\$ 10,933,150
Grants in lieu of taxes	1,041,000	-	1,041,000
Services provided to other governments	750,000	-	750,000
Sales of services	260,869	-	260,869
Other revenue from own sources	3,245,205	(918,117)	2,327,088
Unconditional transfers from other governments	1,082,326	(96,058)	986,268
Conditional transfers from other governments	225,000	3,172,634	3,397,634
Other transfers	322,196	(322,196)	-
Domestic, commercial and industrial water	2,252,000	(269,210)	1,982,790
Public fire protection	527,000	(434,196)	92,804
Interest	56,945	-	56,945
Other	134,125	-	134,125
Rental and events	374,897	-	374,897
Food and beverage sales	35,000	-	35,000
	<u>23,281,933</u>	<u>(909,365)</u>	<u>22,372,570</u>
Expenses			
General government services	1,719,918	(81,775)	1,638,143
Protective services	5,264,960	(559,185)	4,705,775
Transportation services	2,540,381	1,467,722	4,008,103
Environmental health services	2,930,322	251,471	3,181,793
Environmental development services	2,249,891	(618,842)	1,631,049
Recreational and cultural services	1,899,414	698,655	2,598,070
Fiscal services	3,977,564	(3,977,564)	-
Water and sanitation	2,877,000	(458,888)	2,418,112
	<u>23,459,450</u>	<u>(3,278,406)</u>	<u>20,181,044</u>
Annual (deficit) surplus before the undernoted	(177,517)	2,369,043	2,191,526
Gain on disposal of tangible capital assets	-	5,000	5,000
Annual (deficit) surplus	<u>\$ (177,517)</u>	<u>\$ 2,374,043</u>	<u>\$ 2,196,526</u>

Town of Yarmouth

Notes to the Consolidated Financial Statements

March 31, 2022

15. Segment disclosure

The Town is a diversified municipal unit that provides a wide range of services to its citizens. For management reporting purposes the Town's operations and activities are organized and reported by fund. Funds were created for the purpose of recording specific activities to attain certain objectives in accordance with special regulations, restrictions or limitations.

Town services are provided by departments and their activity is reported in these funds. The services provided by these departments are as follows:

General Government Services

This department is responsible for the overall financial and local government administration. Its tasks include tax billings and payments, accounts payable and receivables, budgets and financial statements, the Municipal Government Act, administration and maintenance of bylaws and change of address.

Protective Services

This department is primarily responsible for police and fire protection for its residents. The Town's other protective services include costs related to building inspection and animal and pest control.

Transportation Services

This department is responsible for the maintenance of specialized roads within its jurisdiction. The Town is also a partner in the operation and ownership of the Yarmouth International Airport Corporation.

Environmental Health Services

This department is responsible for the maintenance and operations of waste and sewer services provided to residents and other customers. Its tasks include waste collection, recycling, composting, sewer hook-up, animal control and derelict vehicles.

Environmental Development Services

This department is responsible for overseeing residential and commercial construction in the Town. Its tasks include issuing and ordering civic numbers, issuing building permits and fire safety inspections.

Recreation and Cultural Services

This department is responsible for promoting and offering recreation opportunities and activities to the Town's residents.

Water and Sanitation Services

This department is responsible for potable water to the Town's residents.

Town of Yarmouth Schedule of Segment Disclosure

March 31, 2022

15. Segment disclosure (continued)

	General government	Protective	Transportation	Environmental health	Environmental development	Recreation and cultural	Water and sanitation	2022 Consolidated	2021 Consolidated
Revenues									
Taxes	\$ 1,190,039	\$ 3,029,138	\$ 2,437,072	\$ 1,976,875	\$ 930,879	\$ 1,539,117	\$ -	\$ 11,103,120	\$ 10,884,142
Grants in lieu of taxes	104,744	266,617	214,505	174,000	81,934	135,469	-	977,269	1,034,815
Services provided to other governments	-	497,169	-	372,989	-	-	-	870,158	845,235
Sales of services	24,417	11,174	45,022	-	85,260	91,346	-	257,219	172,913
Other revenue from own sources	234,951	1,852	331,638	996,827	257,896	278,446	-	2,101,610	1,888,968
Unconditional transfers from other governments	1,455,940	-	125,138	-	136,186	-	-	1,717,264	1,021,773
Conditional transfers from other governments	241,423	-	774,975	1,798,416	-	593,767	-	3,408,581	7,703,781
Domestic, commercial and industrial water	-	-	-	-	-	-	1,924,373	1,924,373	1,989,193
Public fire protection	-	-	-	-	-	-	100,611	100,611	95,162
Interest	29,292	-	536	4,668	6,212	595	16,653	57,956	76,140
Other	-	-	-	-	-	-	70,087	70,087	39,027
Rental and events	-	-	-	-	132,658	278,006	-	410,663	355,266
Food and beverage sales	-	-	-	-	-	34,832	-	34,832	4,494
	<u>3,280,806</u>	<u>3,805,951</u>	<u>3,928,885</u>	<u>5,323,775</u>	<u>1,631,024</u>	<u>2,951,577</u>	<u>2,111,724</u>	<u>23,033,742</u>	<u>26,110,909</u>
Expenses									
Salaries and benefits	915,496	1,524,332	942,275	794,930	568,105	686,005	618,448	6,039,591	5,426,838
Goods and services	247,769	3,267,526	1,612,201	1,736,736	628,769	836,474	1,335,777	9,665,272	8,912,633
Amortization	81,419	262,475	1,337,281	732,594	203,008	633,031	362,186	3,611,994	3,374,461
Interest	-	-	26,580	-	-	-	-	26,580	41,237
Other	740,981	-	148,091	44,296	153,386	412,616	66,421	1,565,741	1,077,340
	<u>1,972,119</u>	<u>5,054,333</u>	<u>4,066,427</u>	<u>3,298,557</u>	<u>1,553,298</u>	<u>2,568,126</u>	<u>2,382,832</u>	<u>20,909,178</u>	<u>18,832,509</u>
Annual surplus (deficit) before the undernoted	1,295,141	(1,248,382)	(137,542)	2,025,218	77,786	383,451	(271,108)	2,124,563	7,278,400
Gain on disposal of tangible capital assets	19,727	-	-	-	-	-	-	19,727	2,372
Other pension recovery	-	-	-	-	-	-	-	-	(1,859,670)
Annual surplus (deficit)	<u>\$ 1,314,868</u>	<u>\$ (1,248,382)</u>	<u>\$ (137,542)</u>	<u>\$ 2,025,218</u>	<u>\$ 77,786</u>	<u>\$ 383,451</u>	<u>\$ (271,108)</u>	<u>\$ 2,144,290</u>	<u>\$ 5,421,102</u>

Town of Yarmouth Notes to the Consolidated Financial Statements March 31, 2022

16. Subsidiary operations

	Yarmouth County Solid Waste Management Authority	Mariners Centre Management Board	Yarmouth International Airport Corporation	Yarmouth Waterfront Development Corporation Limited	Yarmouth Area Industrial Commission	Yarmouth and Acadia Shores Tourism Association	<u>2022</u>	<u>2021</u>
							Total	Total
Revenues								
Rent and events	\$ -	\$ 278,006	\$ -	\$ -	\$ 132,658	\$ -	\$ 410,663	\$ 355,266
Food and beverage sales	-	34,832	-	-	-	-	34,832	4,494
Sales of services	-	91,346	45,022	-	85,260	-	221,628	145,153
Grants from governments	-	188,290	178,364	-	35,000	152,275	553,929	396,406
Other revenues from own sources	541,596	402,672	83,221	16,766	55,361	35,063	1,134,679	955,409
Interest	4,668	595	536	79	6,133	-	12,011	8,219
Other	-	47,039	-	-	-	-	47,039	2,372
	546,264	1,042,779	307,143	16,845	314,412	187,338	2,414,780	1,867,319
Expenses	541,623	1,029,327	348,519	19,255	492,542	180,739	2,612,005	2,117,472
Annual surplus (deficit)	\$ 4,645	\$ 13,452	\$ (41,376)	\$ (2,410)	\$ (178,130)	\$ 6,599	\$ (197,225)	\$ (250,153)
Financial assets	\$ 556,926	\$ 256,133	\$ 62,670	\$ 465,915	\$ 357,580	\$ 120,082	\$ 1,819,306	\$ 1,647,457
Financial liabilities	79,222	238,811	47,339	4,998	82,731	49,192	502,292	321,493
Net financial assets (debt)	477,704	17,322	15,331	460,917	274,850	70,890	1,317,014	1,325,964
Non-financial assets	679,334	3,058,120	83,792	180,647	1,602,197	9,439	5,613,530	5,801,805
Accumulated surplus	\$ 1,157,039	\$ 3,075,442	\$ 99,124	\$ 641,564	\$ 1,877,046	\$ 80,329	\$ 6,930,544	\$ 7,127,769

This schedule represents the share of the operations owned by the Town of Yarmouth.

These amounts are included in the consolidated statement of operations.

This schedule does not take into account inter-fund eliminations.

The inter-municipal funding agreement between the Yarmouth International Airport Corporation and its funding partners/owners expired on March 31, 2019. The Airport is currently negotiating a new agreement. Council motions have been passed and funding contributions are being made based upon the approved operating budget of the Airport up to March 31, 2022.

Town of Yarmouth
Notes to the Consolidated Financial Statements
 March 31, 2022

17. Remuneration and expense reimbursements

The total remuneration and expense reimbursements paid to councillors and the Chief Administrative Officer for the year ended March 31, 2022, was as follows:

	<u>Remuneration</u>	<u>Expenses</u>
Pam Mood – Mayor	\$ 64,897	\$ 2,610
Steven Berry – Deputy Mayor	32,893	-
Jim MacLeod – Councillor	7,118	-
Belle Hatfield – Councillor	14,465	365
Wade Cleveland – Councillor	27,535	531
Gil Dares – Councillor	27,481	765
Heather Hatfield – Councillor	27,481	530
Derek Lesser – Councillor	27,481	166
Jeff Gushue – Chief Administrative Officer	136,092	1,252

18. Reserves

The following is the non-consolidated accumulated surplus of the reserves at the end of the year:

	<u>2022</u>	<u>2021</u>
Operating	<u>\$ 1,598,397</u>	<u>\$ 1,462,795</u>
Capital	<u>\$ 1,922,064</u>	<u>\$ 2,180,292</u>

The reserve balances comprise a portion of the consolidated accumulated surplus.

19. Trust funds

The Trust Funds being administered by the Town of Yarmouth are not consolidated with the accounts of the Town. At March 31, 2022, the equity in Trust Funds under its trusteeship amounted to \$362,296 (2021 - \$359,229).

20. Landfill closure

The Town has transferred amounts annually for the past several years to the Capital Reserve Fund for landfill closure costs. At March 31, 2022, the total amount in this Capital Reserve was \$618,652 (2021 - \$67,505). The closure was effective December 31, 2007, and the post-closure costs were estimated at \$3,145,000 by a professional engineer. At the end of March 31, 2021, the landfill closure is complete and minimal future costs are expected.

21. Comparative figures

Comparative figures have been adjusted to conform with changes in the current year presentation.

Town of Yarmouth
Water Utility
Non-Consolidated Operating Fund Statement of Operations

(Unaudited)

Year Ended March 31

2022

2021

	<u>Budget</u>	<u>Actual</u>	<u>Actual</u>
Operating revenues			
Domestic, commercial and industrial water	\$ 2,252,000	\$ 2,155,646	\$ 2,207,188
Public fire protection	527,000	535,911	529,915
Other	86,000	23,045	39,028
	<u>2,865,000</u>	<u>2,714,602</u>	<u>2,776,131</u>
Operating expenditures			
Source of supply (Page 29)	96,630	92,809	100,127
Power and pumping (Page 29)	290,540	264,777	227,663
Water treatment (Page 29)	794,870	867,300	862,306
Transmission and distribution (Page 29)	423,610	287,368	327,177
Administrative and general (Page 30)	487,930	538,938	488,091
Amortization	355,020	362,186	358,352
Taxes	78,400	77,086	77,067
	<u>2,527,000</u>	<u>2,490,464</u>	<u>2,440,783</u>
Operating profit	<u>338,000</u>	<u>224,138</u>	<u>335,348</u>
Non-operating expenditures (revenues)			
Dividend to Operating Fund	100,000	100,000	100,000
Capital expenditures, transfer to Water Utility, Capital Fund	250,000	250,000	205,566
Other interest	(12,000)	(2,493)	(4,356)
	<u>338,000</u>	<u>347,507</u>	<u>301,210</u>
Annual (deficit) surplus	<u>\$ -</u>	(123,369)	34,138
Accumulated surplus, beginning of year		<u>1,012,346</u>	<u>978,208</u>
Accumulated surplus, end of year		<u>\$ 888,977</u>	<u>\$ 1,012,346</u>

Town of Yarmouth
Water Utility
Non-Consolidated Operating Fund Balance Sheet

(Unaudited)
 March 31

2022

2021

Assets

Cash and cash equivalents	<u>\$ 505,676</u>	<u>\$ 793,981</u>
Receivables		
Rates (less allowance for doubtful accounts \$25,179; 2021 - \$13,534)	616,757	640,943
Due from other local governments	3,284	3,284
Due from Town, Operating Fund	372,393	26,858
Other receivables		
Other	26,432	-
HST	<u>25,484</u>	<u>23,604</u>
	<u>1,044,350</u>	<u>694,689</u>
Prepays	<u>7,384</u>	<u>7,384</u>
Inventories, at cost	<u>15,000</u>	<u>15,000</u>
	<u>\$ 1,572,410</u>	<u>\$ 1,511,054</u>

Liabilities

Payables and accruals		
Payable to Town, Operating Fund	\$ -	\$ -
Payable to Water Utility, Capital Fund	628,450	430,687
Other	<u>54,983</u>	<u>68,021</u>
	<u>683,433</u>	<u>498,708</u>
Accumulated surplus		
Accumulated surplus	<u>888,977</u>	<u>1,012,346</u>
	<u>\$ 1,572,410</u>	<u>\$ 1,511,054</u>

Town of Yarmouth
Water Utility
Non-Consolidated Capital Fund Balance Sheet

(Unaudited)

March 31

2022

2021

Assets

Cash and cash equivalents in the amortization fund	\$ 336,636	\$ 334,221
Receivable from Town, Operating Fund	-	-
Receivable from Water Utility, Operating Fund	628,450	430,687
Tangible capital assets		
Utility plant and equipment (Page 28)	<u>15,603,520</u>	<u>15,551,285</u>
	<u>\$16,568,606</u>	<u>\$16,316,193</u>

Equity

Investment in capital assets (Page 28)	<u>\$16,568,606</u>	<u>\$16,316,193</u>
--	---------------------	---------------------

**Town of Yarmouth
Water Utility
Non-Consolidated Tangible Capital Assets**

(Unaudited)

March 31	2022	2021
Land and rights	\$ 629,728	\$ 497,249
Structures and improvements	12,920,038	12,920,038
Electrical pumping equipment	376,033	376,033
Office equipment	421,951	403,821
Purification equipment	232,337	232,337
Transmission mains	2,149,025	2,149,025
Distribution mains	4,473,868	4,233,867
Services	298,877	298,877
Meter and meter installation	167,798	167,798
Hydrants	120,256	120,256
Dam repairs	240,858	240,858
Reservoirs	108,164	100,516
Bulk water station	185,214	169,050
Transportation equipment	231,656	231,656
Tools and work equipment	25,754	25,754
	<u>22,581,557</u>	<u>22,167,135</u>
Accumulated amortization	<u>(6,978,037)</u>	<u>(6,615,850)</u>
Net book value	<u>\$15,603,520</u>	<u>\$15,551,285</u>

Non-Consolidated Statement of Investment in Capital Assets

(Unaudited)

March 31	2022	2021
Balance, beginning of year	\$16,316,193	\$16,108,301
Add		
Transfer from Water Utility, Operating Fund	250,000	205,566
Interest earned on amortization fund	2,413	2,326
	<u>252,413</u>	<u>207,892</u>
Balance, end of year	<u>\$16,568,606</u>	<u>\$16,316,193</u>

Town of Yarmouth
Water Utility
Non-Consolidated Schedules to Operating Fund Statement
of Operations

(Unaudited)

Year Ended March 31

2022

2021

	<u>Budget</u>	<u>Actual</u>	<u>Actual</u>
Source of supply			
Supervision and engineering	\$ 47,250	\$ 47,784	\$ 47,836
Other	<u>49,380</u>	<u>45,025</u>	<u>52,291</u>
	<u>\$ 96,630</u>	<u>\$ 92,809</u>	<u>\$ 100,127</u>
Power and pumping			
Supervision and engineering	\$ 39,000	\$ 41,533	\$ 42,011
Fuel and power	186,000	175,216	157,901
Maintenance of structure	6,000	2,998	-
Maintenance of equipment	22,500	16,528	9,038
Supplies	24,000	15,613	6,308
Other including telephone	<u>13,040</u>	<u>12,889</u>	<u>12,405</u>
	<u>\$ 290,540</u>	<u>\$ 264,777</u>	<u>\$ 227,663</u>
Water treatment			
Supervision and engineering	\$ 39,250	\$ 40,330	\$ 40,539
Supplies	717,120	800,145	780,586
Maintenance of structure	3,500	11,177	3,700
Maintenance of equipment	<u>35,000</u>	<u>15,648</u>	<u>37,481</u>
	<u>\$ 794,870</u>	<u>\$ 867,300</u>	<u>\$ 862,306</u>
Transmission and distribution			
Supervision and engineering	\$ 61,520	\$ 53,631	\$ 48,160
Operation of mains	35,500	22,364	27,663
Operation of meters	46,000	51,352	49,417
Maintenance of reservoirs	4,000	-	9,287
Maintenance of structure	6,500	4,196	4,165
Maintenance of mains	108,500	61,542	74,101
Maintenance of hydrants	31,500	17,848	12,782
Maintenance of meters	30,000	19,656	26,290
Maintenance of services	58,230	38,392	44,881
Transportation and travel	6,700	11,927	15,795
Shop expenses	11,200	1,306	6,922
Rent	-	-	-
Clothing	1,500	2,207	3,501
Bulk water station	8,460	1,228	2,280
Lead sampling	-	1,719	1,933
Leak survey	<u>14,000</u>	<u>-</u>	<u>-</u>
	<u>\$ 423,610</u>	<u>\$ 287,368</u>	<u>\$ 327,177</u>

**Town of Yarmouth
Water Utility
Non-Consolidated Schedules to Operating Fund Statement
of Operations**

(Unaudited)

Year Ended March 31

2022

2021

	<u>Budget</u>	<u>Actual</u>	<u>Actual</u>
Administrative and general			
Salaries	\$ 243,310	\$ 277,720	\$ 255,207
Employee benefits	139,830	157,909	153,025
Insurance	16,320	16,230	12,088
Office	9,750	7,711	7,614
Rent	36,895	36,888	36,888
Audit	6,950	6,950	6,600
Regulatory expenses	6,650	-	3,041
Other	<u>28,225</u>	<u>35,530</u>	<u>13,628</u>
	<u>\$ 487,930</u>	<u>\$ 538,938</u>	<u>\$ 488,091</u>



Compiled Financial Information

Town of Yarmouth

March 31, 2022

Contents

	Page
Compilation Engagement Report	1
General Section	
Non-Consolidated Statement of Operations	2
Non-Consolidated Operating Fund Balance Sheet	3 - 4
Non-Consolidated General Capital Fund Balance Sheet	5
Non-Consolidated Statement of Investment in Capital Assets	6
Non-Consolidated Tangible Capital Assets	7
Non-Consolidated Schedules to Statement of Operations	8 - 13
Water Utility	
Non-Consolidated Statement of Operations	14
Non-Consolidated Operating Fund Balance Sheet	15
Non-Consolidated Capital Fund Balance Sheet	16
Non-Consolidated Tangible Capital Assets	17
Non-Consolidated Statement of Investment in Capital Assets	17
Non-Consolidated Schedules to Statement of Operations	18 - 19
Trust and Special Funds	
Non-Consolidated Trust Fund Balance Sheet	20
Non-Consolidated Statement of Trust Fund Reserves	20
Non-Consolidated Capital Reserve Fund Balance Sheet	21
Non-Consolidated Statement of Capital Reserve Fund	21
Non-Consolidated Operating Reserve Fund Balance Sheet	22
Non-Consolidated Statement of Operating Reserve Fund	22
Notes to the Non-Consolidated Compiled Financial Information	23 - 24
Other	
Non-Consolidated Schedule of Debenture Debt Charges and Term Debt	25

Compilation Engagement Report

Grant Thornton LLP
328 Main Street, PO Box 297
Yarmouth, NS
B5A 4B2

T +1 902 742 7842
F +1 902 742 0224
www.GrantThornton.ca

To Her Worship the Mayor and Members of the Council
Town of Yarmouth

On the basis of information provided by Management, we have compiled the non-consolidated Operating Fund and Capital Fund balance sheets of the General Fund, Water Utility, Trust Funds and Reserve Funds of the Town of Yarmouth as at March 31, 2022, the non-consolidated statement of operations for the year then ended, and Note 1, which described the basis of accounting applied in the preparation of the compiled financial information ("financial information").

Management is responsible for the accompanying financial information, including the accuracy and completeness of the underlying information used to compile it and the selection of the basis of accounting.

We performed this engagement in accordance with Canadian Standard on Related Services (CSRS) 4200, Compilation Engagements, which requires us to comply with relevant ethical requirements. Our responsibility is to assist management in the preparation of the financial information.

We did not perform an audit engagement or a review engagement, nor were we required to perform procedures to verify the accuracy or completeness of the information provided by management. Accordingly, we do not express an audit opinion or a review conclusion, or provide any form of assurance on the financial information.

Readers are cautioned that the financial information may not be appropriate for their purposes.

Grant Thornton LLP

Chartered Professional Accountants

Yarmouth, Canada
October 27, 2022

Town of Yarmouth
General Section
Non-Consolidated Statement of Operations

Year Ended March 31

2022

2021

	<u>Budget</u>	<u>Actual</u>	<u>Actual</u>
Revenues			
Taxes	\$ 12,975,370	\$ 13,065,183	\$ 12,817,167
Grants in lieu of taxes	1,041,000	977,269	1,034,815
Services provided to other governments	750,000	870,158	845,235
Sales of services	35,500	35,591	27,760
Other revenue from own sources	2,145,131	1,950,201	1,864,437
Unconditional transfers from other governments	728,212	1,456,186	728,214
Conditional transfers from federal/ provincial governments	225,000	291,287	283,084
Other transfers	122,196	372,220	122,220
	<u>18,022,409</u>	<u>19,018,095</u>	<u>17,722,932</u>
Expenses			
General government services	1,719,918	1,726,792	1,715,217
Protective services	5,264,960	5,613,915	5,032,921
Transportation services	2,209,009	2,213,316	1,927,403
Environmental health services	2,411,500	2,462,739	2,444,594
Environmental development services	1,581,593	1,691,982	1,504,624
Recreation and cultural services	1,027,865	946,508	909,011
Fiscal services	3,977,564	4,235,567	4,002,633
	<u>18,192,409</u>	<u>18,890,819</u>	<u>17,536,403</u>
Annual (deficit) surplus before the undernoted	(170,000)	127,276	186,529
Other pension deficit	-	-	(1,859,670)
Annual (deficit) surplus before transfer from (to) Operating Reserve	(170,000)	127,276	(1,673,141)
Transfer from (to) Operating Reserve	200,000	(127,276)	1,673,141
Annual surplus	<u>\$ 30,000</u>	<u>\$ -</u>	<u>\$ -</u>

See accompanying notes to the non-consolidated compiled financial information.

Town of Yarmouth
General Section
Non-Consolidated Operating Fund Balance Sheet

March 31


2022


2021

Assets

Cash and cash equivalents	\$ <u> -</u>	\$ <u>104,263</u>
Receivables		
Taxes receivable (Note 2)	488,366	518,768
Sewer rates receivable (Note 3)	402,250	423,011
Federal and provincial governments	-	405,100
Other local governments	48,471	78,459
Due from controlled and non-controlled agencies (Note 4)	57,076	-
Due from own funds (Note 5)	2,703,065	935,723
Other receivables		
Trade accounts	443,295	342,803
HST	<u>278,862</u>	<u>453,001</u>
	<u>4,421,385</u>	<u>3,156,865</u>
Other assets		
Prepaid expenses	<u>533,757</u>	<u>496,384</u>
	<u>\$ 4,955,142</u>	<u>\$ 3,757,512</u>

On Behalf of the Town Council


 _____ Mayor


 _____ Administrator

See accompanying notes to the non-consolidated compiled financial information.

Town of Yarmouth
General Section
Non-Consolidated Operating Fund Balance Sheet

March 31

2022

2021

Liabilities

Payables and accruals

Bank indebtedness	\$ 609,347	\$ -
Federal Government and its agencies	650,461	536,084
Provincial Government and its agencies	424,811	194,319
Due to controlled and non-controlled agencies (Note 4)	-	6,241
Due to own funds (Note 5)	-	-
Trade accounts	<u>996,026</u>	<u>579,971</u>
	<u>2,680,645</u>	<u>1,316,615</u>

Other liabilities

Prepayment of taxes	264,375	367,067
Deferred revenue	1,218,521	410,372
Pension benefit liability	-	800,000
Post-employment benefit obligations	<u>791,601</u>	<u>863,458</u>
	<u>2,274,497</u>	<u>2,440,897</u>

Surplus

Accumulated surplus	<u>-</u>	<u>-</u>
	<u>\$ 4,955,142</u>	<u>\$ 3,757,512</u>

See accompanying notes to the non-consolidated compiled financial information.

Town of Yarmouth
General Section
Non-Consolidated General Capital Fund Balance Sheet

March 31

2022

2021


Assets


Cash and cash equivalents	<u>\$ 153,660</u>	<u>\$ 152,559</u>
Receivable from Operating Fund	<u>-</u>	<u>-</u>
Properties acquired at tax sale	75,984	75,984
Assets held for resale	55,477	105,477
Tangible capital assets (Page 7)	<u>57,735,618</u>	<u>53,663,564</u>
	<u>57,867,079</u>	<u>53,845,025</u>
	<u>\$ 58,020,739</u>	<u>\$ 53,997,584</u>

Liabilities

Accounts payable		
Payable to Operating Fund	\$ 3,013,134	\$ 1,022,981
Yarmouth Waterfront Development Corporation	452,447	452,447
Accrued interest on Brooklyn Street debenture	<u>2,115</u>	<u>4,207</u>
	<u>3,467,696</u>	<u>1,479,635</u>
Long-term debt (Note 6 and Page 25)		
Debentures issued from the Nova Scotia Municipal Finance Corporation	<u>466,667</u>	<u>766,667</u>
Equity		
Investment in capital assets (Page 6)	<u>54,086,376</u>	<u>51,751,282</u>
	<u>\$ 58,020,739</u>	<u>\$ 53,997,584</u>

On Behalf of the Town Council


 _____ Mayor


 _____ Administrator

See accompanying notes to the non-consolidated compiled financial information.

Town of Yarmouth
General Section
Non-Consolidated Statement of Investment in Capital Assets
Year Ended March 31 2022 2021

Balance, beginning of year	\$ 51,751,282	\$ 44,765,308
Term debt retired	300,000	300,000
Interest earned	1,100	6,863
Province of Nova Scotia – Public Transit Infrastructure Fund	-	25,000
Province of Nova Scotia – Trail development	239,094	50,000
Government of Canada – Trail development	286,942	-
Province of Nova Scotia – Beautification	216,217	11,655
Province of Nova Scotia – Lake Milo	-	33,333
Municipality of the District of Yarmouth – Lake Milo	-	33,333
Municipality of the District of Yarmouth – Ferry terminal funding	-	600,000
Province of Nova Scotia – Ferry terminal funding	363,816	2,165,351
Government of Canada – Ferry terminal funding	363,815	2,165,350
Municipality of the District of Argyle – Ferry terminal funding	-	300,000
Amortization	(2,754,591)	(2,513,068)
Transfer from Capital Reserve	1,534,475	1,955,272
Transfer from Operating Fund	1,925,000	2,000,000
Transfer of Brooklyn Street debenture		
Principal	(133,333)	(133,333)
Interest	(7,441)	(13,784)
	<u>2,335,094</u>	<u>6,985,974</u>
Balance, end of year	<u>\$ 54,086,376</u>	<u>\$ 51,751,282</u>

See accompanying notes to the non-consolidated compiled financial information.

Town of Yarmouth
General Section
Non-Consolidated Tangible Capital Assets

March 31

2022

2021

	Useful Life	Cost	Accumulated Amortization	Net Book Value	Net Book Value
Land	Indefinite	\$ 4,825,315	\$ -	\$ 4,825,315	\$ 4,477,559
Land improvements	25	5,438,351	2,265,534	3,172,817	2,277,912
Municipal buildings	25-40	22,089,737	5,586,179	16,503,558	8,581,505
Buildings – Events Shelter	25	84,704	47,324	37,380	40,769
Buildings – Plants	20-25	2,096,468	955,586	1,140,882	1,226,926
Landfill	25	2,028,242	1,719,795	308,447	363,366
Machinery and equipment	10-15	6,770,055	3,326,728	3,443,327	3,042,270
Vehicles	5-10	862,658	670,167	192,491	192,734
Wharves	25	3,280,377	2,800,809	479,568	529,601
Engineered structures					
Streets, roads and curbs	25	13,429,169	6,088,523	7,340,646	7,719,788
Traffic and street lights	25	1,127,258	487,894	639,364	683,795
Sidewalks	25	5,420,682	3,386,245	2,034,437	2,334,509
Sewer lines	50	27,954,010	11,005,298	16,948,712	14,883,645
Dam	25	776,224	304,805	471,419	502,469
Work in progress	-	197,255	-	197,255	6,806,716
		<u>\$ 96,380,505</u>	<u>\$ 38,644,887</u>	<u>\$ 57,735,618</u>	<u>\$ 53,663,564</u>

See accompanying notes to the non-consolidated compiled financial information.

Town of Yarmouth
General Section
Non-Consolidated Schedules to Statement of Operations

Year Ended March 31

2022

2021

	<u>Budget</u>	<u>Actual</u>	<u>Actual</u>
1. Taxes			
Assessable property			
Residential	\$ 4,922,286	\$ 4,914,556	\$ 4,809,438
Commercial			
Based on taxable assessments	5,647,686	5,654,696	5,711,271
Resource			
Taxable assessments	10,288	11,715	10,283
Area rates			
Garbage collection	536,560	536,175	536,180
Sewer rates	<u>1,425,000</u>	<u>1,350,143</u>	<u>1,384,079</u>
	<u>12,541,820</u>	<u>12,467,285</u>	<u>12,451,251</u>
Business property			
Based on revenue (Aliant)	50,000	47,506	49,677
Power Corporation	15,550	15,154	15,550
HST rebate	<u>68,000</u>	<u>59,196</u>	<u>65,518</u>
	<u>133,550</u>	<u>121,856</u>	<u>130,745</u>
Other taxes			
Deed transfer tax	<u>300,000</u>	<u>476,042</u>	<u>235,171</u>
	<u>\$ 12,975,370</u>	<u>\$ 13,065,183</u>	<u>\$ 12,817,167</u>
2. Grants in lieu of taxes			
Federal government	\$ 170,000	\$ 163,745	\$ 167,562
Provincial government			
Property of supported institutions	825,000	765,094	820,432
Fire protection	<u>46,000</u>	<u>48,430</u>	<u>46,821</u>
	<u>\$ 1,041,000</u>	<u>\$ 977,269</u>	<u>\$ 1,034,815</u>
3. Services provided to other governments			
Other local governments			
Protective services	\$ 525,000	\$ 497,169	\$ 527,156
Environmental health services	<u>225,000</u>	<u>372,989</u>	<u>318,079</u>
	<u>\$ 750,000</u>	<u>\$ 870,158</u>	<u>\$ 845,235</u>

See accompanying notes to the non-consolidated compiled financial information.

Town of Yarmouth
General Section
Non-Consolidated Schedules to Statement of Operations

Year Ended March 31

2022

2021

	<u>Budget</u>	<u>Actual</u>	<u>Actual</u>
4. Sales of services			
General government services	\$ 24,500	\$ 24,417	\$ 16,667
First Nation fire protection	<u>11,000</u>	<u>11,174</u>	<u>11,093</u>
	<u>\$ 35,500</u>	<u>\$ 35,591</u>	<u>\$ 27,760</u>
5. Other revenue from own sources			
Licenses and permits	\$ 51,600	\$ 46,529	\$ 45,516
Fines	50,000	26,457	23,498
Property rentals	605,379	532,633	499,853
Vehicle rentals	191,268	191,268	191,268
Parking rentals	49,000	36,985	20,586
Parking fines	16,800	20,164	10,280
Return on investments	25,000	14,320	19,380
Penalties and interest on taxes	106,600	75,385	89,428
Organic tipping fees	600,000	587,925	572,438
Marketing Room Levy	80,000	98,794	56,738
Miscellaneous	147,319	103,567	136,222
Gain on sale of assets	5,000	19,727	-
Water utility dividend	100,000	100,000	100,000
Solar panels	62,165	49,890	52,797
Fire department recoveries	-	1,852	-
Wind turbines	<u>55,000</u>	<u>44,705</u>	<u>46,433</u>
	<u>\$ 2,145,131</u>	<u>\$ 1,950,201</u>	<u>\$ 1,864,437</u>
6. Unconditional transfers from other governments			
Provincial government			
Farm Acreage Grant	\$ 244	\$ 246	\$ 244
Municipal Financial Capacity Grant	677,968	1,355,940	677,970
Town Foundation Grant	<u>50,000</u>	<u>100,000</u>	<u>50,000</u>
	<u>\$ 728,212</u>	<u>\$ 1,456,186</u>	<u>\$ 728,214</u>
7. Conditional transfers from federal/ provincial/local governments			
Connect2 program	\$ 25,000	\$ 47,344	\$ 7,850
Safe restart	200,000	200,000	200,803
ACOA Streetscapes program	-	-	29,836
Other	<u>-</u>	<u>43,943</u>	<u>44,595</u>
	<u>\$ 225,000</u>	<u>\$ 291,287</u>	<u>\$ 283,084</u>

See accompanying notes to the non-consolidated compiled financial information.

Town of Yarmouth
General Section
Non-Consolidated Schedules to Statement of Operations

Year Ended March 31

2022

2021

	<u>Budget</u>	<u>Actual</u>	<u>Actual</u>
8. Other transfers			
Sick accrual	\$ 122,196	\$ 122,220	\$ 122,220
Landfill	-	250,000	-
	<u>\$ 122,196</u>	<u>\$ 372,220</u>	<u>\$ 122,220</u>
 Total revenue	 <u>\$ 18,022,409</u>	 <u>\$ 19,018,095</u>	 <u>\$17,722,932</u>
 9. General government services			
Legislative			
Mayor			
Remuneration	\$ 57,100	\$ 63,099	\$ 55,029
Council			
Remuneration	166,026	158,012	164,405
Expenses	23,600	4,968	(4,236)
Other	<u>100,716</u>	<u>82,237</u>	<u>82,669</u>
	<u>347,442</u>	<u>308,316</u>	<u>297,867</u>
General administrative			
Administrative	989,366	1,124,649	1,054,449
Post-employment benefits	-	14,783	-
Financial management	44,040	37,741	36,186
Taxation			
Reduced taxation - Sections 69 & 71	<u>243,000</u>	<u>208,857</u>	<u>224,027</u>
	<u>1,276,406</u>	<u>1,386,030</u>	<u>1,314,662</u>
Other general government services			
Conventions and delegations	7,350	8,019	2,848
General accident and damage claims and public liability insurance	44,220	44,218	41,653
Grants to organizations	35,000	38,880	61,425
Other	<u>9,500</u>	<u>(58,671)</u>	<u>(3,238)</u>
	<u>96,070</u>	<u>32,446</u>	<u>102,688</u>
	<u>\$ 1,719,918</u>	<u>\$ 1,726,792</u>	<u>\$ 1,715,217</u>

See accompanying notes to the non-consolidated compiled financial information.

Town of Yarmouth
General Section
Non-Consolidated Schedules to Statement of Operations

Year Ended March 31

2022

2021

	<u>Budget</u>	<u>Actual</u>	<u>Actual</u>
10. Protective services			
Police protection			
Administration	\$ 193,462	\$ 190,941	\$ 200,105
RCMP contract	2,260,000	2,544,516	2,149,985
RCMP Telecom Service	200,000	204,028	214,525
Police station and buildings	<u>83,138</u>	<u>83,342</u>	<u>116,353</u>
	<u>2,736,600</u>	<u>3,022,827</u>	<u>2,680,968</u>
Law enforcement			
Administration	<u>58,824</u>	<u>79,385</u>	<u>46,044</u>
Fire protection			
Administration	141,000	157,211	68,030
Fire fighting force	1,013,426	1,072,560	1,009,317
Water supply and hydrants	434,196	435,301	434,753
Fire station and buildings	252,776	263,050	249,844
Firefighting equipment	331,908	308,413	312,613
Other	<u>82,220</u>	<u>74,789</u>	<u>64,248</u>
	<u>2,255,526</u>	<u>2,311,324</u>	<u>2,138,805</u>
Other			
Building inspector	130,610	113,853	110,769
Animal and pest control	30,400	32,095	29,410
Emergency Measures	<u>53,000</u>	<u>54,431</u>	<u>26,925</u>
	<u>214,010</u>	<u>200,379</u>	<u>167,104</u>
	<u>\$ 5,264,960</u>	<u>\$ 5,613,915</u>	<u>\$ 5,032,921</u>
11. Transportation services			
Common services	\$ 869,809	\$ 927,523	\$ 944,084
Road transport			
General equipment	233,608	217,592	191,222
Workshops and buildings	105,620	86,392	91,705
Roads and streets	427,500	434,127	349,820
Street lighting	46,020	45,698	48,165
Parking	93,122	132,463	77,326
Traffic services	109,520	107,439	87,089
Engineering costs	174,540	90,437	333
Public transit	<u>149,270</u>	<u>171,645</u>	<u>137,659</u>
	<u>\$ 2,209,009</u>	<u>\$ 2,213,316</u>	<u>\$ 1,927,403</u>

See accompanying notes to the non-consolidated compiled financial information.

Town of Yarmouth
General Section
Non-Consolidated Schedules to Statement of Operations

Year Ended March 31

2022

2021

	<u>Budget</u>	<u>Actual</u>	<u>Actual</u>
12. Environmental health services			
Sewage collection and disposal	\$ 1,163,920	\$ 1,149,548	\$ 1,116,369
Landfill operations	563,040	581,718	610,606
Solid waste reduction	37,080	33,167	37,418
Landfill closure	4,000	6,955	4,862
Compost facility operations	<u>643,460</u>	<u>691,351</u>	<u>675,339</u>
	<u>\$ 2,411,500</u>	<u>\$ 2,462,739</u>	<u>\$ 2,444,594</u>
13. Environmental development services			
Planning and zoning	\$ 291,502	\$ 289,060	\$ 291,462
Waterfront Development Corporation Limited	20,000	17,478	17,478
Heritage inventory project	24,048	21,348	42,132
Development Authority Marketing Levy	116,000	136,534	116,917
Physician search	20,300	20,000	20,000
Yarmouth Area Industrial Commission	1,000	661	693
Main Street Development	41,980	29,010	25,207
Tourism Association grant	77,750	77,750	77,750
Mariners Centre Management Authority	245,000	371,848	141,659
GIS Technology project	39,613	43,561	34,284
Yarmouth International Airport Corporation	170,000	182,873	205,329
Medical clinics	60,300	55,361	50,683
Community events	2,500	14,704	-
Ferry service	91,000	113,695	96,598
Development studies and promotions	30,000	102,253	14,318
School maintenance	224,500	104,401	121,196
Mariners on Main	-	(2,940)	72,643
Solar panels	-	-	2,000
Economic development	<u>126,100</u>	<u>114,385</u>	<u>174,275</u>
	<u>\$ 1,581,593</u>	<u>\$ 1,691,982</u>	<u>\$ 1,504,624</u>
14. Recreation and cultural services			
Recreation facilities			
Parks and playgrounds	\$ 428,410	\$ 421,825	\$ 350,389
Cultural buildings and facilities			
Sweeney's Museum	9,230	16,396	9,143
Recreation contract	311,000	280,552	290,000
Waterfront maintenance	203,006	202,507	180,760
Other recreational and cultural services			
Programs	9,504	9,638	7,979
YMCA	42,715	-	34,301
Yarmouth Links	-	-	10,000
Tree program	<u>24,000</u>	<u>15,590</u>	<u>26,439</u>
	<u>\$ 1,027,865</u>	<u>\$ 946,508</u>	<u>\$ 909,011</u>

See accompanying notes to the non-consolidated compiled financial information.

Town of Yarmouth
General Section
Non-Consolidated Schedules to Statement of Operations

Year Ended March 31

2022

2021

	<u>Budget</u>	<u>Actual</u>	<u>Actual</u>
15. Fiscal services			
Debt charges			
Interest on long-term debt	\$ 21,040	\$ 19,139	\$ 27,453
Principal installments on long-term debt	166,667	166,667	166,667
Valuation and allowances			
Uncollectible taxes	17,500	357,101	4,773
Other uncollectible amounts	-	(34,935)	43,872
Other funds			
Capital Fund	1,925,000	1,925,000	2,000,000
Conditional transfers to other governments and agencies			
Regional library	44,478	44,478	44,478
Tri-County Regional School Board	1,357,956	1,357,966	1,331,860
Public Housing	275,000	230,492	212,176
Correctional appropriation	85,403	85,143	85,403
Assessment services	84,520	84,516	85,951
	<u>\$ 3,977,564</u>	<u>\$ 4,235,567</u>	<u>\$ 4,002,633</u>
 Total expenditures	 <u>\$ 18,192,409</u>	 <u>\$ 18,890,819</u>	 <u>\$ 17,536,403</u>

See accompanying notes to the non-consolidated compiled financial information.

Town of Yarmouth
Water Utility
Non-Consolidated Statement of Operations

Year Ended March 31

2022

2021

	<u>Budget</u>	<u>Actual</u>	<u>Actual</u>
Operating revenues			
Domestic, commercial and industrial water	\$ 2,252,000	\$ 2,155,646	\$ 2,207,188
Public fire protection	527,000	535,911	529,915
Other	<u>86,000</u>	<u>23,045</u>	<u>39,028</u>
	<u>2,865,000</u>	<u>2,714,602</u>	<u>2,776,131</u>
Operating expenditures			
Source of supply (Page 18)	96,630	92,809	100,127
Power and pumping (Page 18)	290,540	264,777	227,663
Water treatment (Page 18)	794,870	867,300	862,306
Transmission and distribution (Page 18)	423,610	287,368	327,177
Administrative and general (Page 19)	487,930	538,938	488,091
Amortization	355,020	362,186	358,352
Taxes	<u>78,400</u>	<u>77,086</u>	<u>77,067</u>
	<u>2,527,000</u>	<u>2,490,464</u>	<u>2,440,783</u>
Operating profit	<u>338,000</u>	<u>224,138</u>	<u>335,348</u>
Non-operating expenditures (revenues)			
Dividend to Operating Fund	100,000	100,000	100,000
Capital expenditures, transfer to Water Utility Capital Fund	250,000	250,000	205,566
Other interest	<u>(12,000)</u>	<u>(2,493)</u>	<u>(4,356)</u>
	<u>338,000</u>	<u>347,507</u>	<u>301,210</u>
Annual (deficit) surplus	\$ <u>-</u>	(123,369)	34,138
Accumulated surplus, beginning of year		<u>1,012,346</u>	<u>978,208</u>
Accumulated surplus, end of year		<u>\$ 888,977</u>	<u>\$ 1,012,346</u>

See accompanying notes to the non-consolidated compiled financial information.

Town of Yarmouth
Water Utility
Non-Consolidated Operating Fund Balance Sheet

March 31

2022

2021


Assets


Cash and cash equivalents	<u>\$ 505,676</u>	<u>\$ 793,981</u>
Receivables		
Rates (less allowance for doubtful accounts \$25,179; 2021 - \$13,534)	616,757	640,943
Due from other local governments	3,284	3,284
Due from Town, Operating Fund	372,393	26,858
Other receivables		
Other	26,432	-
HST	<u>25,484</u>	<u>23,604</u>
	<u>1,044,350</u>	<u>694,689</u>
Prepaid expenses	<u>7,384</u>	<u>7,384</u>
Inventories, at cost	<u>15,000</u>	<u>15,000</u>
	<u>\$ 1,572,410</u>	<u>\$ 1,511,054</u>

Liabilities

Payables and accruals		
Due to Town, Operating Fund	\$ -	\$ -
Due to Water Utility, Capital Fund	628,450	430,687
Other	<u>54,983</u>	<u>68,021</u>
	<u>683,433</u>	<u>498,708</u>
Accumulated surplus		
Accumulated surplus	<u>888,977</u>	<u>1,012,346</u>
	<u>\$ 1,572,410</u>	<u>\$ 1,511,054</u>

On Behalf of the Town Council


 _____ Mayor


 _____ Administrator

See accompanying notes to the non-consolidated compiled financial information.

Town of Yarmouth
Water Utility
Non-Consolidated Capital Fund Balance Sheet

March 31

2022

2021


Assets

Cash and cash equivalents in the amortization fund	\$ 336,636	\$ 334,221
Receivable from Town, Operating Fund	-	-
Receivable from Water Utility, Operating Fund	628,450	430,687
Tangible capital assets		
Utility plant and equipment (Page 17)	<u>15,603,520</u>	<u>15,551,285</u>
	<u>\$ 16,568,606</u>	<u>\$ 16,316,193</u>


Equity

Investment in capital assets (Page 17)	<u>\$ 16,568,606</u>	<u>\$ 16,316,193</u>
--	----------------------	----------------------

On Behalf of the Town Council



Mayor



Administrator

See accompanying notes to the non-consolidated compiled financial information.

Town of Yarmouth
Water Utility
Non-Consolidated Tangible Capital Assets

March 31	2022	2021
Land and rights	\$ 629,728	\$ 497,249
Structures and improvements	12,920,038	12,920,038
Electrical pumping equipment	376,033	376,033
Office equipment	421,951	403,821
Purification equipment	232,337	232,337
Transmission mains	2,149,025	2,149,025
Distribution mains	4,473,868	4,233,867
Services	298,877	298,877
Meter and meter installation	167,798	167,798
Hydrants	120,256	120,256
Dam repairs	240,858	240,858
Reservoirs	108,164	100,516
Bulk water station	185,214	169,050
Transportation equipment	231,656	231,656
Tools and work equipment	25,754	25,754
	<u>22,581,557</u>	<u>22,167,135</u>
Accumulated amortization	<u>(6,978,037)</u>	<u>(6,615,850)</u>
Net book value	<u>\$ 15,603,520</u>	<u>\$ 15,551,285</u>

Non-Consolidated Statement of Investment in Capital Assets

March 31	2022	2021
Balance, beginning of year	\$ 16,316,193	\$ 16,108,301
Add		
Transfer from Water Utility, Operating Fund	250,000	205,566
Interest earned on amortization fund	2,413	2,326
	<u>252,413</u>	<u>207,892</u>
Balance, end of year	<u>\$ 16,568,606</u>	<u>\$ 16,316,193</u>

See accompanying notes to the non-consolidated compiled financial information.

Town of Yarmouth
Water Utility
Non-Consolidated Schedules to Statement of Operations

Year Ended March 31

2022

2021

	<u>Budget</u>	<u>Actual</u>	<u>Actual</u>
Source of supply			
Supervision and engineering	\$ 47,250	\$ 47,784	\$ 47,836
Other	<u>49,380</u>	<u>45,025</u>	<u>52,291</u>
	<u>\$ 96,630</u>	<u>\$ 92,809</u>	<u>\$ 100,127</u>
Power and pumping			
Supervision and engineering	\$ 39,000	\$ 41,533	\$ 42,011
Fuel and power	186,000	175,216	157,901
Maintenance of structure	6,000	2,998	-
Maintenance of equipment	22,500	16,528	9,038
Supplies	24,000	15,613	6,308
Other including telephone	<u>13,040</u>	<u>12,889</u>	<u>12,405</u>
	<u>\$ 290,540</u>	<u>\$ 264,777</u>	<u>\$ 227,663</u>
Water treatment			
Supervision and engineering	\$ 39,250	\$ 40,330	\$ 40,539
Supplies	717,120	800,145	780,586
Maintenance of structure	3,500	11,177	3,700
Maintenance of equipment	<u>35,000</u>	<u>15,648</u>	<u>37,481</u>
	<u>\$ 794,870</u>	<u>\$ 867,300</u>	<u>\$ 862,306</u>
Transmission and distribution			
Supervision and engineering	\$ 61,520	\$ 53,631	\$ 48,160
Operation of mains	35,500	22,364	27,663
Operation of meters	46,000	51,352	49,417
Maintenance of reservoirs	4,000	-	9,287
Maintenance of structure	6,500	4,196	4,165
Maintenance of mains	108,500	61,542	74,101
Maintenance of hydrants	31,500	17,848	12,782
Maintenance of meters	30,000	19,656	26,290
Maintenance of services	58,230	38,392	44,881
Transportation and travel	6,700	11,927	15,795
Shop expenses	11,200	1,306	6,922
Rent	-	-	-
Clothing	1,500	2,207	3,501
Bulk water station	8,460	1,228	2,280
Lead sampling	-	1,719	1,933
Leak survey	<u>14,000</u>	<u>-</u>	<u>-</u>
	<u>\$ 423,610</u>	<u>\$ 287,368</u>	<u>\$ 327,177</u>

See accompanying notes to the non-consolidated compiled financial information.

Town of Yarmouth
Water Utility
Non-Consolidated Schedules to Statement of Operations

Year Ended March 31

2022

2021

	<u>Budget</u>	<u>Actual</u>	<u>Actual</u>
Administrative and general			
Salaries	\$ 243,310	\$ 277,720	\$ 255,207
Employee benefits	139,830	157,909	153,025
Insurance	16,320	16,230	12,088
Office	9,750	7,711	7,614
Rent	36,895	36,888	36,888
Audit	6,950	6,950	6,600
Regulatory expenses	6,650	-	3,041
Other	<u>28,225</u>	<u>35,530</u>	<u>13,628</u>
	<u>\$ 487,930</u>	<u>\$ 538,938</u>	<u>\$ 488,091</u>

See accompanying notes to the non-consolidated compiled financial information.

Town of Yarmouth

Non-Consolidated Trust Fund Balance Sheet

March 31

2022

2021

	War Memorial	R. Bench	Mayor's photo	Heritage	Total	Total
Assets						
Cash and cash equivalents	\$ 7,970	\$ 917	\$24,333	\$ 338,550	\$ 371,770	\$ 368,703
Receivable from Operating fund	<u>7</u>	<u>7</u>	<u>-</u>	<u>7</u>	<u>21</u>	<u>19</u>
	<u>\$ 7,977</u>	<u>\$ 924</u>	<u>\$24,333</u>	<u>\$ 338,557</u>	<u>\$ 371,791</u>	<u>\$ 368,722</u>
Liabilities						
Payable to Operating fund	\$ -	\$ -	\$ 9,495	\$ -	\$ 9,495	\$ 9,493
Reserves						
Trust fund reserves	<u>7,977</u>	<u>924</u>	<u>14,838</u>	<u>338,557</u>	<u>362,296</u>	<u>359,229</u>
	<u>\$ 7,977</u>	<u>\$ 924</u>	<u>\$24,333</u>	<u>\$ 338,557</u>	<u>\$ 371,791</u>	<u>\$ 368,722</u>

Non-Consolidated Statement of Trust Fund Reserves

March 31

2022

2021

Balance, beginning of year	\$ 7,919	\$ 917	\$14,263	\$ 336,130	\$ 359,229	\$ 253,346
Donations	-	-	400	-	400	107,100
Withdrawals	-	-	-	-	-	(3,200)
Interest earned	<u>58</u>	<u>7</u>	<u>175</u>	<u>2,427</u>	<u>2,667</u>	<u>1,983</u>
Balance, end of year	<u>\$ 7,977</u>	<u>\$ 924</u>	<u>\$14,838</u>	<u>\$ 338,557</u>	<u>\$ 362,296</u>	<u>\$ 359,229</u>

See accompanying notes to the non-consolidated compiled financial information.

Town of Yarmouth
Non-Consolidated Capital Reserve Fund Balance Sheet

March 31

2022

2021

Assets

Cash and cash equivalents \$ 2,412,064 \$ 2,801,253

Liabilities

Payable to Operating Fund \$ 490,000 \$ 240,000
 Deferred revenue – Canada-Community Building Fund (CCBF) - 380,961
490,000 620,691

Equity

Reserve 1,922,064 2,180,292
\$ 2,412,064 \$ 2,801,253

Non-Consolidated Statement of Capital Reserve Fund


March 31


2022

2021

	Landfill closure	Other	Total	Total
Balance, beginning of year	\$ 67,505	\$ 2,112,787	\$ 2,180,292	\$ 2,071,916
CCBF allocation –				
transfer to Capital Fund	-	(1,125,475)	(1,125,475)	(555,272)
Canada - Nova Scotia				
Gas Tax Agreement (CCBF)	-	1,125,475	1,125,475	555,272
Recognition (deferral) of CCBF	-	383,479	383,479	1,481,403
Transfer to Landfill closure reserve	796,711	(796,711)	-	-
Transfer to Operating Fund	(250,000)	-	(250,000)	-
Transfer to Capital Fund	-	(409,000)	(409,000)	(1,400,000)
Interest on investments and savings	<u>4,436</u>	<u>12,857</u>	<u>17,293</u>	<u>26,973</u>
Balance, end of year	<u>\$ 618,652</u>	<u>\$ 1,303,412</u>	<u>\$ 1,922,064</u>	<u>\$ 2,180,292</u>

On Behalf of the Town Council

 Mayor

 Administrator

See accompanying notes to the non-consolidated compiled financial information.

Town of Yarmouth
Non-Consolidated Operating Reserve Fund Balance Sheet

March 31 2022 2021

Assets

Cash and cash equivalents	\$ 1,161,247	\$ 1,152,921
Due from Operating Fund	<u>437,150</u>	<u>309,874</u>
	<u>\$ 1,598,397</u>	<u>\$ 1,462,795</u>

Equity

Reserve	<u>\$ 1,598,397</u>	<u>\$ 1,462,795</u>
---------	----------------------------	----------------------------


Non-Consolidated Statement of Operating Reserve Fund

March 31 2022 2021

Balance, beginning of year	\$ 1,462,795	\$ 3,127,913
Transfer to Operating Fund	127,276	(1,673,141)
Interest and other income	<u>8,326</u>	<u>8,023</u>
Balance, end of year	<u>\$ 1,598,397</u>	<u>\$ 1,462,795</u>

On Behalf of the Town Council


 _____ Mayor


 _____ Administrator

See accompanying notes to the non-consolidated compiled financial information.

Town of Yarmouth
Notes to Non-Consolidated Compiled Financial Information
Year Ended March 31, 2022

1. Basis of accounting

The preparation of the non-consolidated Operating Fund and Capital Fund balance sheets of the General Fund, Water Utility, Trust Funds and Reserve Funds of the Town of Yarmouth as at March 31, 2022, and the statement of operations for the year then ended, is on the cash basis of accounting with the addition of the following:

- Receivables are accrued at the reporting date, less any allowance for doubtful accounts.
- Prepaid expenses are recorded based on the terms of the invoice.
- Tangible capital assets are recorded at historical cost and are amortized over their useful lives.
- Payables and accruals are accrued as at the reporting date.
- Tax sale surplus is equal to cash proceeds from tax sales in excess of the arrears taxes receivable. The excess funds are deposited in a separate bank account and are restricted for a period of 20 years.
- Other post-employment benefits are recognized in the period in which the employees rendered their services to the Municipality. The determination of the accrued benefit obligations for post-employment future benefits earned by employees incorporates management's best estimate of future salary levels, other cost escalation, retirement ages of employees and other factors.
- Tax revenues are recognized over a 12-month period. Any advance payments received at the end of the year are classified as deferred revenue.
- Other revenues are recognized as services are rendered and collection is reasonably assured.
- Rental revenue is recorded in accordance with the contractual lease terms.
- Interest revenue is recognized when earned.
- Unconditional grants are recognized as revenue when received. Conditional grants, in which a third party has placed a stipulation on how the funds are to be spent, are recognized as revenue in the year in which the related expenses are incurred or tangible capital assets are purchased.

2. Taxes receivable

	<u>Current year</u>	<u>Prior year</u>	<u>2022</u> <u>Total</u>	<u>2021</u> <u>Total</u>
Balance, beginning of year	\$ -	\$ 518,768	\$ 518,768	\$ 547,335
Current year's levy	11,117,142	-	11,117,142	11,067,172
Interest on outstanding taxes	<u>68,786</u>	<u>-</u>	<u>68,786</u>	<u>82,130</u>
	<u>11,185,928</u>	<u>518,768</u>	<u>11,704,696</u>	<u>11,696,637</u>
Deduct				
Current year's collections	10,638,000	369,473	11,007,473	10,953,842
Reduced taxes	<u>208,857</u>	<u>-</u>	<u>208,857</u>	<u>224,027</u>
	<u>10,846,857</u>	<u>369,473</u>	<u>11,216,330</u>	<u>11,177,869</u>
Balance, before allowance	339,071	149,295	488,366	518,768
Less valuation allowance	<u>-</u>	<u>-</u>	<u>-</u>	<u>-</u>
Balance, end of year	<u>\$ 339,071</u>	<u>\$ 149,295</u>	<u>\$ 488,366</u>	<u>\$ 518,768</u>

Town of Yarmouth

Notes to Non-Consolidated Compiled Financial Information

(Unaudited – See Notice to Reader)
Year Ended March 31, 2022

3. Sewer rates receivable	<u>2022</u>	<u>2021</u>
Sewer rates receivable, gross	\$ 413,046	\$ 434,887
Allowance		
Balance, beginning of year	11,876	7,103
Accounts allowed for, net of write-offs	<u>(1,080)</u>	<u>4,773</u>
Balance, end of year	<u>10,796</u>	<u>11,876</u>
Sewer rates receivable, net	<u>\$ 402,250</u>	<u>\$ 423,011</u>

4. Due (to) from controlled and non-controlled agencies	<u>2022</u>	<u>2021</u>
Mariners Centre Management Authority	\$ 7,832	\$ 2,129
Yarmouth County Solid Waste Management Authority	35,943	21,652
Western Regional Solid Waste Management Authority	14,280	32
Yarmouth Area Industrial Commission	446	(19,546)
Yarmouth International Airport Corporation	94	68
Yarmouth Waterfront Development Corporation	<u>(1,519)</u>	<u>(10,576)</u>
	<u>\$ 57,076</u>	<u>\$ (6,241)</u>

5. Due from (to) own funds	<u>2022</u>	<u>2021</u>
Capital Fund	\$ 3,013,134	\$ 1,022,981
Capital Reserve Fund	490,000	240,000
Operating Reserve Fund	(437,150)	(309,874)
Trust Fund	9,474	9,474
Water Utility Operating Fund	(372,393)	(26,858)
Water Utility Capital Fund	-	-
	<u>\$ 2,703,065</u>	<u>\$ 935,723</u>

6. Long-term debt

Principal repayments required by the Capital Fund in the next two years are as follows:

2023	\$300,000
2024	\$166,667

Town of Yarmouth

Non-Consolidated Schedule of Debenture Debt Charges and Term Debt

(Unaudited – See Notice to Reader)

March 31

	March 31 2021	Repaid	March 31 2022	Interest	Interest rate
General					
Nova Scotia Municipal Finance Corporation					
Brooklyn Street, due 2023	\$ 266,671	\$ 133,333	\$ 133,338	\$ 7,441	4.760% - 4.770%
South East Street, due 2024	499,996	166,667	333,329	19,139	5.004% - 5.088%
Total	\$ 766,667	\$ 300,000	\$ 466,667	\$ 26,580	